

Luminaire

Code 2015010APP
Name CALIPSO LINEAR SYSTEM S 180 app compatib

Measurerm.

Code FTS1901903
Name CALIPSO LINEAR SYSTEM S 180 app compatib

| | | | | | | | |
|----------------------------|---------|-----------------|---------------|-----------------------------|---------------|--------------------|--------------------|
| Luminaire Flux | 4477 lm | Luminaire Power | 63.0 W | Efficacy | 71.065 lm/W | Efficiency | 100.00% |
| Source Flux | 4477 lm | Maximum value | 511.76 cd/klm | Position | C=0.00 G=2.00 | CG | Double Symmetrical |
| Rectangular Luminaire | | Length | 1763 mm | Width | 82 mm | Height | 70 mm |
| Rectangular Luminous Area | | Length | 1730 mm | Width | 70 mm | Height | 0 mm |
| Horizontal Luminous Area | | 0.121100 m2 | | Emitting area on Plane 180° | | 0.000000 m2 | |
| Emitting area on Plane 0° | | 0.000000 m2 | | Emitting area on Plane 270° | | 0.000000 m2 | |
| Emitting area on Plane 90° | | 0.000000 m2 | | Glare area at 76° | | 0.029297 m2 | |
| Coordinate system | | CG | | Symmetry Type | | Double Symmetrical | |
| Date | | 19-07-2019 | | Maximum Gamma Angle | | 180 | |
| Measurement Distance | | 0.00 | | Measurement Flux | | 4477 lm | |

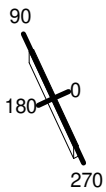
LED Flux=7765.362lm LED Power=58W Eff=58% EfcLed=134lm/W EfcLum=71lm/W CCT=3000K Ra=90 SDCM=3 L90(20K)=50000h

C.I.E. 60 87 97 96 100
F UTE 0.96 D + 0.04 T

D DIN 5040
B NBN

A41
BZ 3

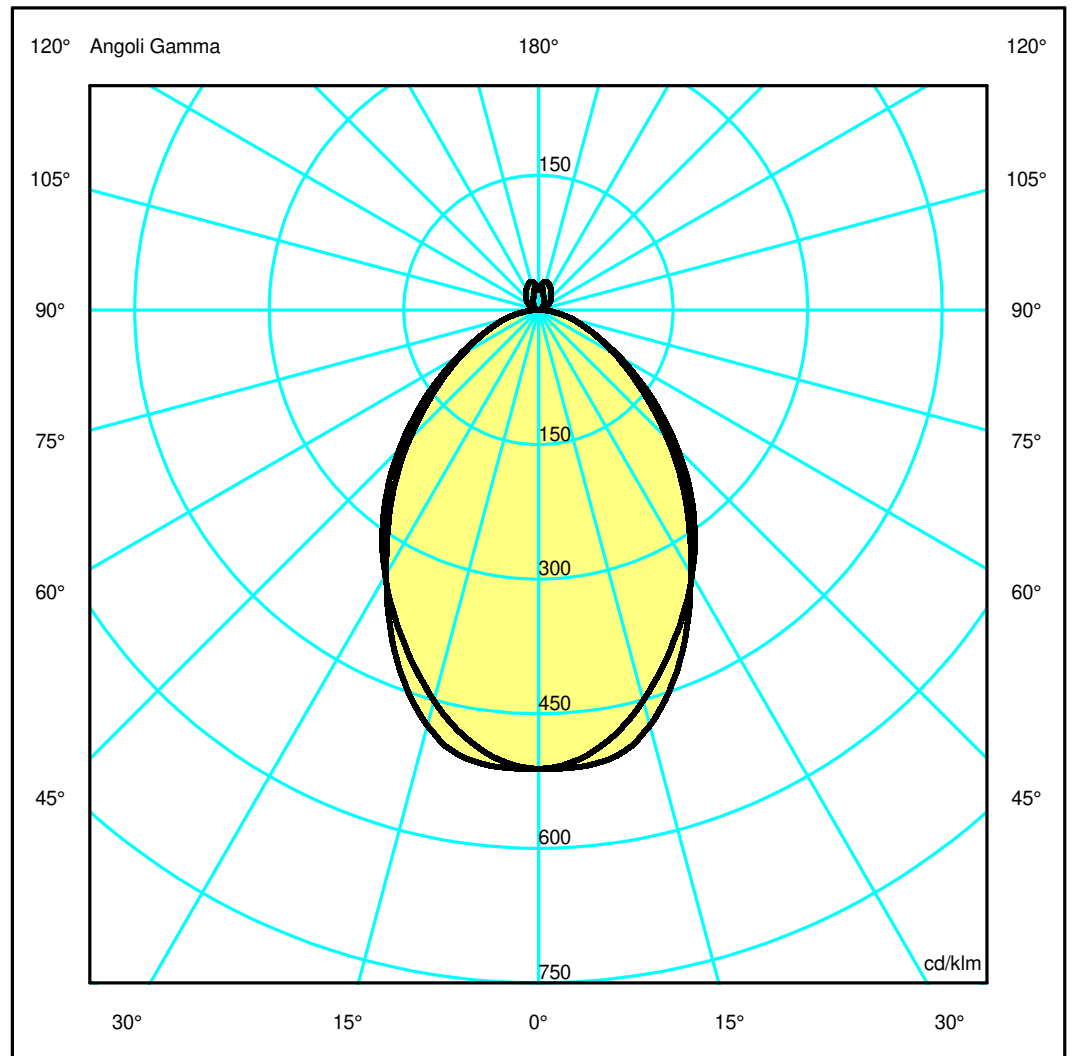
1763mm x 82mm



Semipiani C

180.0 — 0.0
270.0 — 90.0

ULOR 4.16 %
DLOR 95.84 %
RN 4.16 %



Luminaire

Code 2015010APP
Name CALIPSO LINEAR SYSTEM S 180 app compatib

Measurment

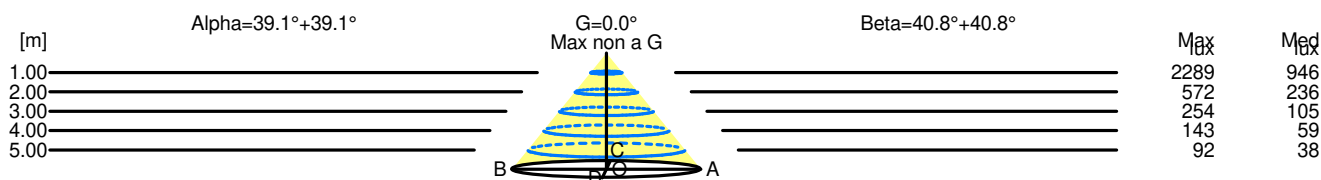
Code FTS1901903
Name CALIPSO LINEAR SYSTEM S 180 app compatib

| | | | | | | | |
|---|-----------------|-----------------|---------------|-----------------------------|---------------|--------------------|--------------------|
| Luminaire Flux | 4477 lm | Luminaire Power | 63.0 W | Efficacy | 71.065 lm/W | Efficiency | 100.00% |
| Source Flux | 4477 lm | Maximum value | 511.76 cd/klm | Position | C=0.00 G=2.00 | CG | Double Symmetrical |
| Rectangular Luminaire | | Length | 1763 mm | Width | 82 mm | Height | 70 mm |
| Rectangular Luminous Area | | Length | 1730 mm | Width | 70 mm | Height | 0 mm |
| Horizontal Luminous Area | | 0.121100 m2 | | Emitting area on Plane 180° | | 0.000000 m2 | |
| Emitting area on Plane 0° | | 0.000000 m2 | | Emitting area on Plane 270° | | 0.000000 m2 | |
| Emitting area on Plane 90° | | 0.000000 m2 | | Glare area at 76° | | 0.029297 m2 | |
| Coordinate system | | CG | | Symmetry Type | | Double Symmetrical | |
| Date | | 19-07-2019 | | Maximum Gamma Angle | | 180 | |
| Measurement Distance | | 0.00 | | Measurement Flux | | 4477 lm | |
| LED Flux=7765.362lm LED Power=58W Eff=58% EfcLed=134lm/W EfcLum=71lm/W CCT=3000K Ra=90 SDCM=3 L90(20K)=50000h | | | | | | | |
| C.I.E. | 60 87 97 96 100 | | | D DIN 5040 | A41 | | |
| F UTE | 0.96 D + 0.04 T | | | B NBN | BZ 3 | | |

Width at 50.00 % of Max Intensity

| H[m] | 1.00 | 2.00 | 3.00 | 4.00 | 5.00 | H[m] | 1.00 | 2.00 | 3.00 | 4.00 | 5.00 |
|------|------|------|------|------|------|------|------|------|------|------|------|
| OA | 0.81 | 1.62 | 2.44 | 3.25 | 4.06 | OC | 0.86 | 1.73 | 2.59 | 3.45 | 4.32 |
| OB | 0.81 | 1.62 | 2.44 | 3.25 | 4.06 | OD | 0.86 | 1.73 | 2.59 | 3.45 | 4.32 |

| | Luminous Intensities [cd/klm] | | | | | | | | | |
|----|--------------------------------|---------|---------|---------|---------|--------|--------|--------|--------|-------|
| | 0 | 5 | 15 | 25 | 35 | 45 | 55 | 65 | 75 | 85 |
| OA | 2289.15 | 2288.68 | 2146.13 | 1749.37 | 1307.55 | 911.09 | 570.63 | 329.94 | 174.40 | 52.15 |
| OB | 2289.15 | 2288.68 | 2146.13 | 1749.37 | 1307.55 | 911.09 | 570.63 | 329.94 | 174.40 | 52.15 |
| OC | 2289.15 | 2251.76 | 2017.80 | 1694.45 | 1359.15 | 982.07 | 615.97 | 338.58 | 173.96 | 51.54 |
| OD | 2289.15 | 2251.76 | 2017.80 | 1694.45 | 1359.15 | 982.07 | 615.97 | 338.58 | 173.96 | 51.54 |



| H[m] | D[m] | Max lux | Med lux | Alpha=39.1°+39.1° | G=0.0° Max non a G |
|------|------|---------|---------|-------------------|--------------------|
| 1.00 | 1.62 | 2289 | 946 | | |
| 2.00 | 3.25 | 572 | 236 | | |
| 3.00 | 4.87 | 254 | 105 | | |
| 4.00 | 6.50 | 143 | 59 | | |
| 5.00 | 8.12 | 92 | 38 | | |

| H[m] | D[m] | Max lux | Med lux | Beta=40.8°+40.8° | G=0.0° Max non a G |
|------|------|---------|---------|------------------|--------------------|
| 1.00 | 1.73 | 2289 | 946 | | |
| 2.00 | 3.45 | 572 | 236 | | |
| 3.00 | 5.18 | 254 | 105 | | |
| 4.00 | 6.91 | 143 | 59 | | |
| 5.00 | 8.63 | 92 | 38 | | |