

Luminaire

Code 1994330A_G
Name DISCOVERY VERTICAL 140 RGB+W NRO - GREEN

Measurerm.

Code FTS2000439
Name DISCOVERY VERTICAL 140 RGB+W NRO - GREEN

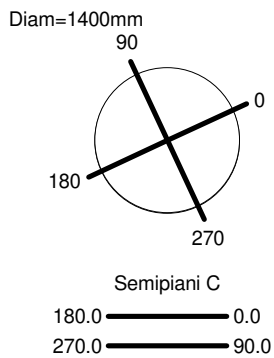
Luminaire Flux	929 lm	Luminaire Power	24.0 W	Efficacy	38.729 lm/W	Efficiency	100.00%
Source Flux	929 lm	Maximum value	157.28 cd/klm	Position	C=90.00 G=179.00	CG	Asymmetrical
Round Luminaire		Diam.	1400 mm	Height	17 mm		
Round Luminous Area		Diam.	1350 mm	Height	0 mm		
Horizontal Luminous Area			1.431388 m2	Emitting area on Plane 180°			0.000000 m2
Emitting area on Plane 0°			0.000000 m2	Emitting area on Plane 270°			0.000000 m2
Emitting area on Plane 90°			0.000000 m2	Glare area at 76°			0.346284 m2
Coordinate system		CG		Symmetry Type		Asymmetrical	
Date		11-11-2020		Maximum Gamma Angle		180	
Measurement Distance		0.00		Measurement Flux		929 lm	

LED Flux=1522,74lm LED Power=16,54W Eff=61% EfcLed=92lm/W EfcLum=38lm/W L70(6K)=60000 h

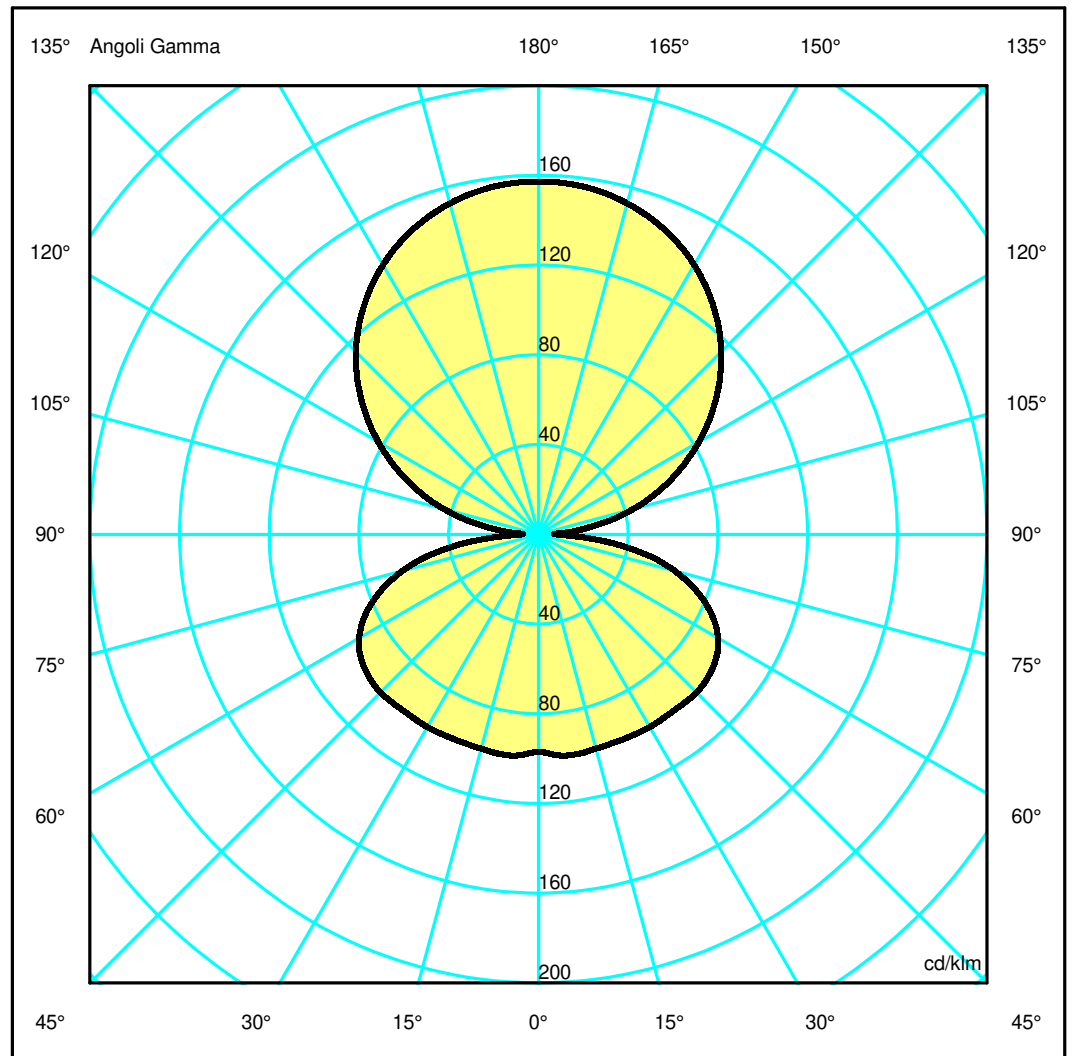
C.I.E. 32 63 89 49 100
F UTE 0.49 I + 0.51 T

D DIN 5040
B NBN

C22
BZ 6



ULOR 51.31 %
DLOR 48.69 %
RN 51.31 %



Luminaire

Code 1994330A_G
Name DISCOVERY VERTICAL 140 RGB+W NRO - GREEN

Measurerm.

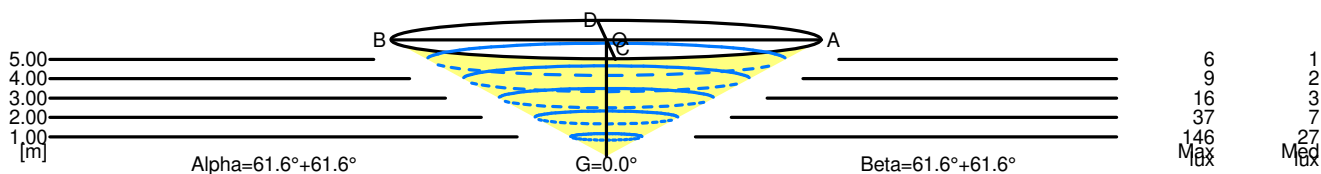
Code FTS2000439
Name DISCOVERY VERTICAL 140 RGB+W NRO - GREEN

Luminaire Flux	929 lm	Luminaire Power	24.0 W	Efficacy	38.729 lm/W	Efficiency	100.00%
Source Flux	929 lm	Maximum value	157.28 cd/klm	Position	C=90.00 G=179.00	CG	Asymmetrical
Round Luminaire		Diam.	1400 mm	Height	17 mm		
Round Luminous Area		Diam.	1350 mm	Height	0 mm		
Horizontal Luminous Area			1.431388 m2	Emitting area on Plane 180°			0.000000 m2
Emitting area on Plane 0°			0.000000 m2	Emitting area on Plane 270°			0.000000 m2
Emitting area on Plane 90°			0.000000 m2	Glare area at 76°			0.346284 m2
Coordinate system		CG		Symmetry Type			Asymmetrical
Date		11-11-2020		Maximum Gamma Angle			180
Measurement Distance		0.00		Measurement Flux			929 lm
LED Flux=1522,74lm LED Power=16,54W Eff=61% EfcLed=92lm/W EfcLum=38lm/W L70(6K)=60000 h							
C.I.E.	32 63 89 49 100			D DIN 5040		C22	
F UTE	0.49 I + 0.51 T			B NBN		BZ 6	

Width at 50.00 % of Max Intensity

H[m]	1.00	2.00	3.00	4.00	5.00	H[m]	1.00	2.00	3.00	4.00	5.00
OA	1.85	3.70	5.55	7.40	9.25	OC	1.85	3.70	5.55	7.40	9.25
OB	1.85	3.70	5.55	7.40	9.25	OD	1.85	3.70	5.55	7.40	9.25

	Luminous Intensities [cd/klm]									
	0	5	15	25	35	45	55	65	75	85
OA	146.18	145.82	141.99	134.29	122.61	107.04	87.62	65.21	40.76	14.01
OB	146.18	145.82	141.99	134.29	122.61	107.04	87.62	65.21	40.76	14.01
OC	146.18	145.82	141.99	134.29	122.61	107.04	87.62	65.21	40.76	14.01
OD	146.18	145.82	141.99	134.29	122.61	107.04	87.62	65.21	40.76	14.01



5.00	18.50	6	1		
4.00	14.80	9	2		
3.00	11.10	16	3		
2.00	7.40	37	7		
1.00	3.70	146	27		
H[m]	D[m]	Max lux	Med lux	Alpha=61.6°+61.6°	G=0.0

5.00	18.50	6	1		
4.00	14.80	9	2		
3.00	11.10	16	3		
2.00	7.40	37	7		
1.00	3.70	146	27		
H[m]	D[m]	Max lux	Med lux	Beta=61.6°+61.6°	G=0.0